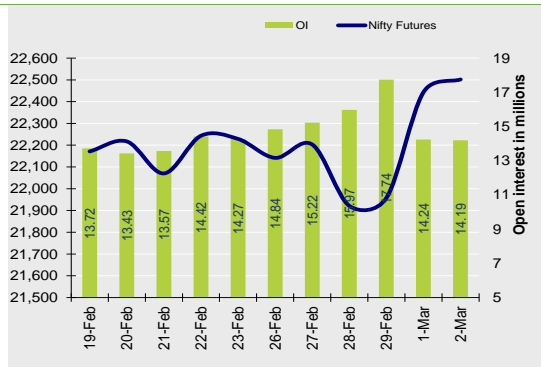


**Nifty Snapshot**

	Close	Prv Cl.	Ab chg	% chg
<b>Spot</b>	22,378.40	22,338.75	39.65	0.18
<b>Futures</b>	22,502.00	22,443.20	58.80	0.26
<b>OI(ml shr)</b>	14.19	14.24	-0.05	-0.33
<b>Vol (lots)</b>	30406	197523	-167117	-84.6
<b>COC</b>	123.60	104.45	19.15	18.3
<b>PCR-OI</b>	1.25	1.25	0.00	-0.3

**Nifty Futures Price v/s OI**



**Institutional Activity in previous trading session**

(in Rs cr.)	Buy	Sell	Net
Index Futures	312.52	115.28	197.24
Index Options	110165.51	108852.80	1312.71
Stock Futures	444.45	773.90	-329.45
Stock Options	1471.94	1480.95	-9.01
FII Cash	49.52	131.39	-81.87
DII Cash	189.36	234.07	-44.71

**Net FII Activity (in Rs cr.)**

Date	Idx Fut	Stk Fut	Idx Opt	Cash
2-Mar	197.2	-329.5	1312.7	-82
1-Mar	-191.2	5377.8	-13681.8	129
29-Feb	-896.0	-4181.1	-676.2	3568
28-Feb	-243.0	-635.3	-31106.7	-1879
27-Feb	139.1	-1083.6	-30816.8	-1509
26-Feb	530.9	1004.8	-25946.9	-285

**Technical Pivot (Intraday):**

	S2	S1	PIVOT	R1	R2
NIFTY	22395	22450	22500	22550	22600
BANKNIFTY	47225	47445	47570	47790	47915

(Price is in Rs; OI is in million units; Price chg and OI chg are in percentage) **NB RESEARCH**

**Fresh Longs seen in:**

Scrip	Price	Price chg	OI	OI Chg
HAVELLS	1577.5	3.3	5.3	5.9
SAIL	138.8	3.5	126.0	4.8
IEX	152.7	5.0	61.9	4.3

**Short Covering seen in:**

Scrip	Price	Price chg	OI	OI Chg
ZEEL	158.9	1.4	129.7	-1.3
TATACHEM	972.0	0.8	13.0	-1.2
TVSMOTOR	2255.6	0.4	5.4	-1.0

**Fresh Shorts seen in:**

Scrip	Price	Price chg	OI	OI Chg
NATIONALUM	167.1	-80.3	77.0	5.6
NAUKRI	5207.9	-1.9	1.1	2.2
CANFINHOME	793.8	-0.3	3.6	1.6

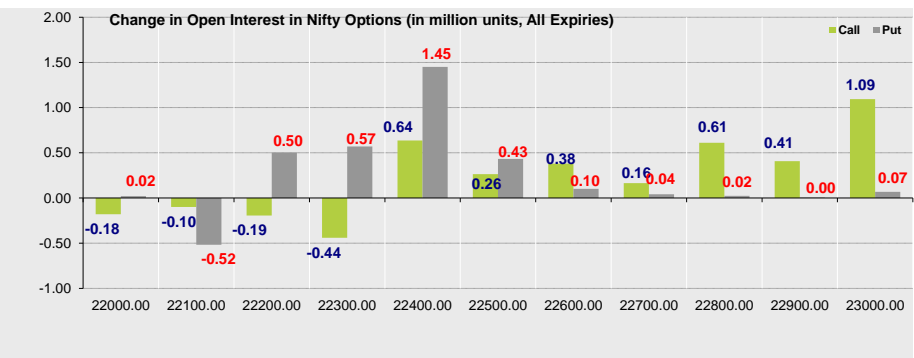
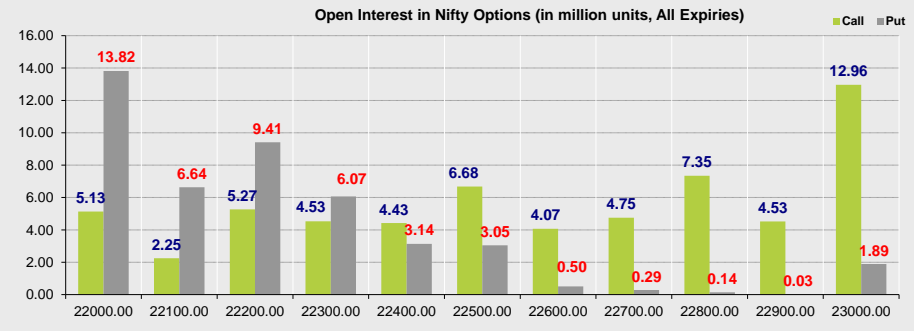
**Long Unwinding seen in:**

Scrip	Price	Price chg	OI	OI Chg
VOLTAS	1090.0	-2.5	8.6	-5.2
TITAN	3779.0	-0.1	5.0	-0.4
MARUTI	11639.5	-0.3	2.5	-0.3

**Summary**

- Indian markets closed on a positive note where buying was mainly seen in Metals, Auto, Realty Sectors. Nifty Mar Futures closed at 22502 (up 58.80 points) at a premium of 123.60 pts to spot.
- FIIIs were net sellers in Cash to the tune of 81.87 Cr and were net buyers in index futures to the tune of 197.24 Cr.
- India VIX decreased by 1.59% to close at 14.99 touching an intraday high of 15.42.

**Open Interest in Nifty Options:**



- The above second chart shows previous trading day's change in Nifty options where Addition in OI were seen in 22500, 22400, 22300 strike Puts and at 22600, 22800, 22900 strike Calls indicating market is likely to remain range bound in the near term.
- Highest OI build-up is seen at 23000 strike Calls and 22000 strike Puts, to the tune of 12.96mn and 13.82mn respectively.

**Outlook on Nifty:**

**Index is likely to open on a flattish note today and is likely to remain range bound during the day.**

NIFTY50 Options OI (CE OI = Resistance) (PE OI = Support)			
Symbol	Highest CE OI	Highest PE OI	CMP
ADANI PORTS	1400	1200	1348
ADANI ENT	3300	3200	3358
ASIAN PAINT	3000	2800	2859
AXIS BANK	1100	1000	1104
BAJAJ-AUTO	8500	7000	8085
BAJAJ FINSV	1700	1600	1623
BAJ FINANCE	7000	6000	6631
BHARTIARTL	1200	1100	1136
BPCL	650	600	624
BRITANNIA	5000	4900	4952
CIPLA	1500	1400	1484
COALINDIA	450	400	452
DIVISLAB	3500	3500	3521
DRREDDY	6500	6000	6268
EICHERMOT	4200	3500	3876
GRASIM	2300	2000	2260
HCLTECH	1700	1600	1655
HDFCBANK	1500	1400	1439
HDFCLIFE	600	600	595
HEROMOTOCO	4600	4500	4586
HINDALCO	600	480	527
HINDUNILVR	2500	2500	2429
ICICIBANK	1100	1000	1091
ITC	420	400	414
INDUSINDBK	1600	1600	1537

NIFTY50 Options OI (CE OI = Resistance) (PE OI = Support)			
Symbol	Highest CE OI	Highest PE OI	CMP
INFY	1700	1600	1665
IOC	200	170	173
JSWSTEEL	900	800	851
KOTAKBANK	1800	1700	1732
LT	3800	3500	3679
LTIM	5500	5000	5324
M&M	2000	1740	1973
MARUTI	12000	10500	11639
NESTLEIND	2600	2500	2603
NTPC	350	300	344
ONGC	280	260	274
POWERGRID	300	260	288
RELIANCE	3000	2900	3002
SBILIFE	1600	1500	1556
SBIN	800	700	779
SUNPHARMA	1600	1500	1560
TATA CONSUM	1200	1140	1215
TATA MOTORS	1000	900	994
TATASTEEL	160	140	156
TCS	4200	4000	4125
TECHM	1400	1200	1282
TITAN	3800	3500	3779
ULTRACEMCO	10000	10000	10168
UPL	500	500	479
WIPRO	540	520	527



**Derivative Recommendations:**

Stock Name	Call (Buy/Sell)	Entry price	Targets	Stop Loss	Duration	Status
HINDUNILVR 2440CE	Buy	46.3	68	32	1-2 Days	Open

**FROM THE EQUITY DERIVATIVE DESK:**

**NIRAV HARISH CHHEDA**  
AVP - DERIVATIVES AND TECHNICAL RESEARCH  
E-Mail: [nirav.chheda@nirmalbang.com](mailto:nirav.chheda@nirmalbang.com)  
Tel no: 6273-8199/8000

**AMIT BHUPTANI**  
SNR.DERIVATIVES AND TECHNICAL RESEARCH ANALYST  
E-Mail: [amit.bhuptani@nirmalbang.com](mailto:amit.bhuptani@nirmalbang.com)  
Tel no: 6273-8242/8000

**DISCLOSURES**

Research Reports that are published by Nirmal Bang Securities Private Limited (hereinafter referred to as "NBSPL") are for private circulation only. NBSPL is a registered Research Analyst under SEBI (Research Analyst) Regulations, 2014 having Registration no. INH000001766. NBSPL is also a registered Stock Broker with National Stock Exchange of India Limited, BSE Limited, Metropolitan Stock Exchange of India Limited, Multi Commodity Exchange of India Limited, National Commodity and Derivative Exchange Limited and Indian Commodity Exchange Limited in cash and Equity and Commodities derivatives segments.

NBSPL has other business divisions with independent research teams separated by Chinese walls, and therefore may, at times, have different or contrary views on stocks and markets.

NBSPL or its associates have not been debarred / suspended by SEBI or any other regulatory authority for accessing / dealing in securities Market. NBSPL, its associates or analyst or his relatives do not hold any financial interest (Except Investment) in the subject company. NBSPL or its associates or Analyst do not have any conflict or material conflict of interest at the time of publication of the research report with the subject company. NBSPL or its associates or Analyst or his relatives may or may not hold beneficial ownership of 1% or more in the subject company at the end of the month immediately preceding the date of publication of this research report.

NBSPL or its associates / analyst has not received any compensation / managed or co-managed public offering of securities of the company covered by Analyst during the past twelve months. NBSPL or its associates have not received any compensation or other benefits from the company covered by Analyst or third party in connection with the research report. Analyst has not served as an officer, director or employee of Subject Company. NBSPL / analyst has not been engaged in market making activity of the subject company.

Analyst Certification: The research analysts and authors of these reports, hereby certify that the views expressed in this research report accurately reflects my/our personal views about the subject securities, issuers, products, sectors or industries. It is also certified that no part of the compensation of the analyst(s) was, is, or will be directly or indirectly related to the inclusion of specific recommendations or views in this research. The analyst(s) principally responsible for the preparation of this research report and has taken reasonable care to achieve and maintain independence and objectivity in making any recommendations.

**DISCLAIMER**

This report is for the personal information of the authorized recipient and does not construe to be any investment, legal or taxation advice to you. NBSPL is not soliciting any action based upon it. Nothing in this research shall be construed as a solicitation to buy or sell any security or product, or to engage in or refrain from engaging in any such transaction. In preparing this research, we did not take into account the investment objectives, financial situation and particular needs of the reader.

This research has been prepared for the general use of the clients of NBSPL and must not be copied, either in whole or in part, or distributed or redistributed to any other person in any form. If you are not the intended recipient you must not use or disclose the information in this research in any way. Though disseminated to all the customers simultaneously, not all customers may receive this report at the same time. NBSPL will not treat recipients as customers by virtue of their receiving this report. This report is not directed or intended for distribution to or use by any person or entity resident in a state, country or any jurisdiction, where such distribution, publication, availability or use would be contrary to law, regulation or which would subject NBSPL & its group companies to registration or licensing requirements within such jurisdictions.

The report is based on the information obtained from sources believed to be reliable, but we do not make any representation or warranty that it is accurate, complete or up-to-date and it should not be relied upon as such. We accept no obligation to correct or update the information or opinions in it. NBSPL or any of its affiliates or employees shall not be in any way responsible for any loss or damage that may arise to any person from any inadvertent error in the information contained in this report. NBSPL or any of its affiliates or employees do not provide, at any time, any express or implied warranty of any kind, regarding any matter pertaining to this report, including without limitation the implied warranties of merchantability, fitness for a particular purpose, and non-infringement. The recipients of this report should rely on their own investigations.

This information is subject to change without any prior notice. NBSPL reserves its absolute discretion and right to make or refrain from making modifications and alterations to this statement from time to time. Nevertheless, NBSPL is committed to providing independent and transparent recommendations to its clients, and would be happy to provide information in response to specific client queries.

Before making an investment decision on the basis of this research, the reader needs to consider, with or without the assistance of an adviser, whether the advice is appropriate in light of their particular investment needs, objectives and financial circumstances. There are risks involved in securities trading. The price of securities can and does fluctuate, and an individual security may even become valueless. International investors are reminded of the additional risks inherent in international investments, such as currency fluctuations and international stock market or economic conditions, which may adversely affect the value of the investment. Opinions expressed are subject to change without any notice. Neither the company nor the director or the employees of NBSPL accept any liability whatsoever for any direct, indirect, consequential or other loss arising from any use of this research and/or further communication in relation to this research. Here it may be noted that neither NBSPL, nor its directors, employees, agents or representatives shall be liable for any damages whether direct or indirect, incidental, special or consequential including lost revenue or lost profit that may arise from or in connection with the use of the information contained in this report.

Copyright of this document vests exclusively with NBSPL. Our reports are also available on our website [www.nirmalbang.com](http://www.nirmalbang.com)